

PHD THESIS TEMPLATE FOR NEW YORK UNIVERSITY GRADUATE

SCHOOL OF ARTS AND SCIENCE

DEPARTMENT OF CHEM-IS-TRY

by

Warren Lemon

A DISSERTATION SUBMITTED IN PARTIAL FULFILLMENT

OF THE REQUIREMENTS FOR THE DEGREE OF

DOCTOR OF PHILOSOPHY

DEPARTMENT OF CHEMISTRY

NEW YORK UNIVERSITY

SEPTEMBER, 2023

Dr. Erwin Schrödinger

© WARREN LEMON

ALL RIGHTS RESERVED, 2023

DEDICATION

To My Love

ACKNOWLEDGMENTS

I extend my heartfelt appreciation to ...

ABSTRACT

Summary of the thesis

The primary focus of this thesis is to [].

The results presented in Chapter 2 demonstrate [].

Additionally, this work explores [] in Chapter 3.

Furthermore, Chapter X discusses [].

Overall, this thesis provides [].

Contents

Dedication	iii
Acknowledgments	iv
Abstract	v
List of Figures	viii
List of Tables	ix
List of Appendices	x
1 Introduction	1
1.1 Section title	1
1.2 Another section	2
1.2.1 Subsection	2
1.2.2 Another subsection	2
2 This is a placeholder title for the chapter 1 (replace with your own)	5
2.1 Introduction	6
3 This is a placeholder title for the chapter 2 (replace with your own)	7
3.1 Introduction	8

4 Conclusion	9
5 Appendices	10
Bibliography	13

List of Figures

1.1	(a) The genius Nikola Tesla (b) His patent (c) Tesla's channel	2
2.1	(a) The genius Nikola Tesla (b) His patent (c) Tesla's channel	6
3.1	(a) The genius Nikola Tesla (b) His patent (c) Tesla's channel	8
A1	(a) The genius Nikola Tesla (b) His patent (c) Tesla's channel	11

List of Tables

1.1	The governing equations of fluid flow at different dynamical regimes and kinematic (ir)reversibility	4
2.1	Data sheet	6
A1	Data sheet	10

List of Appendices

Appendix A: Supplementary Material For Chapter 2	10
Appendix B: Supplementary Material For Chapter 3	12

1 | INTRODUCTION

1.1 SECTION TITLE

Lorem ipsum dolor sit amet, consectetur adipiscing elit. Ut purus elit, vestibulum ut, placerat ac, adipiscing vitae, felis. Curabitur dictum gravida mauris. Nam arcu libero, nonummy eget, consectetur id, vulputate a, magna. Donec vehicula augue eu neque. Pellentesque habitant morbi tristique senectus et netus et malesuada fames ac turpis egestas. Mauris ut leo. Cras viverra metus rhoncus sem. Nulla et lectus vestibulum urna fringilla ultrices. Phasellus eu tellus sit amet tortor gravida placerat. Integer sapien est, iaculis in, pretium quis, viverra ac, nunc. Praesent eget sem vel leo ultrices bibendum. Aenean faucibus. Morbi dolor nulla, malesuada eu, pulvinar at, mollis ac, nulla. Curabitur auctor semper nulla. Donec varius orci eget risus. Duis nibh mi, congue eu, accumsan eleifend, sagittis quis, diam. Duis eget orci sit amet orci dignissim rutrum.

Citing some works [1, 2].

Showing some maths

$$\mathbf{u}^* = \mathbf{u}/U, \mathbf{x}^* = \mathbf{x}/L, \text{ and } p^* = p/(\mu U/L) \text{ or } p/\rho U^2, \quad (1.1)$$

where U, L are characteristic velocity and length scales, respectively.

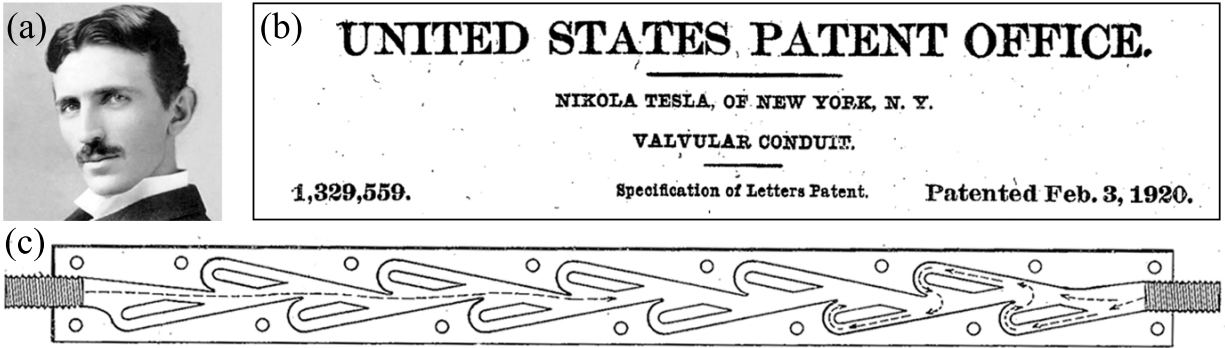


Figure 1.1: (a) The genius Nikola Tesla (b) His patent (c) Tesla's channel

1.2 ANOTHER SECTION

1.2.1 SUBSECTION

Lorem ipsum dolor sit amet, consectetur adipiscing elit. Ut purus elit, vestibulum ut, placerat ac, adipiscing vitae, felis. Curabitur dictum gravida mauris. Nam arcu libero, nonummy eget, consectetur id, vulputate a, magna. Donec vehicula augue eu neque. Pellentesque habitant morbi tristique senectus et netus et malesuada fames ac turpis egestas. Mauris ut leo. Cras viverra metus rhoncus sem. Nulla et lectus vestibulum urna fringilla ultrices. Phasellus eu tellus sit amet tortor gravida placerat. Integer sapien est, iaculis in, pretium quis, viverra ac, nunc. Praesent eget sem vel leo ultrices bibendum. Aenean faucibus. Morbi dolor nulla, malesuada eu, pulvinar at, mollis ac, nulla. Curabitur auctor semper nulla. Donec varius orci eget risus. Duis nibh mi, congue eu, accumsan eleifend, sagittis quis, diam. Duis eget orci sit amet orci dignissim rutrum.

Here is a figure

1.2.2 ANOTHER SUBSECTION

Lorem ipsum dolor sit amet, consectetur adipiscing elit. Ut purus elit, vestibulum ut, placerat ac, adipiscing vitae, felis. Curabitur dictum gravida mauris. Nam arcu libero, nonummy eget, consectetur id, vulputate a, magna. Donec vehicula augue eu neque. Pellentesque habitant morbi

tristique senectus et netus et malesuada fames ac turpis egestas. Mauris ut leo. Cras viverra metus rhoncus sem. Nulla et lectus vestibulum urna fringilla ultrices. Phasellus eu tellus sit amet tortor gravida placerat. Integer sapien est, iaculis in, pretium quis, viverra ac, nunc. Praesent eget sem vel leo ultrices bibendum. Aenean faucibus. Morbi dolor nulla, malesuada eu, pulvinar at, mollis ac, nulla. Curabitur auctor semper nulla. Donec varius orci eget risus. Duis nibh mi, congue eu, accumsan eleifend, sagittis quis, diam. Duis eget orci sit amet orci dignissim rutrum.

Here is a table [1.1](#).

Equations	Initial-boundary value problem	Applicability	Under $(\mathbf{u}, p) \mapsto (-\mathbf{u}, -p + c(t))$
Stokes	$\nabla p - \mu \nabla^2 \mathbf{u} = 0$ $\nabla \cdot \mathbf{u} = 0,$ with boundary conditions	$\text{Re} \ll 1$. The solution is exact near rigid boundaries [3].	Reversible
Navier-Stokes	$\rho [\partial \mathbf{u} / \partial t + (\mathbf{u} \cdot \nabla) \mathbf{u}] = -\nabla p + \mu \nabla^2 \mathbf{u}$ $\nabla \cdot \mathbf{u} = 0,$ with initial and boundary conditions	$\text{Re} > 1$	Irreversible
Euler's	$\partial \mathbf{u} / \partial t + (\mathbf{u} \cdot \nabla) \mathbf{u} = -\nabla p$ $\nabla \cdot \mathbf{u} = 0,$ with initial and boundary conditions	$\text{Re} \gg 1$, in free flow regions [4].	Irreversible

Table 1.1: The governing equations of fluid flow at different dynamical regimes and kinematic (ir)reversibility

2 | THIS IS A PLACEHOLDER TITLE FOR THE CHAPTER 1 (REPLACE WITH YOUR OWN)

This chapter is a reprint of published paper:

Warren[†], Lemon[†], *Journal Name* **Year**

DOI: XXX

[†]These authors contributed equally to the reproduced part in this thesis.

ABSTRACT

Lorem ipsum dolor sit amet, consectetur adipiscing elit. Ut purus elit, vestibulum ut, placerat ac, adipiscing vitae, felis. Curabitur dictum gravida mauris. Nam arcu libero, nonummy eget, consectetur id, vulputate a, magna. Donec vehicula augue eu neque. Pellentesque habitant morbi tristique senectus et netus et malesuada fames ac turpis egestas. Mauris ut leo. Cras viverra metus rhoncus sem. Nulla et lectus vestibulum urna fringilla ultrices. Phasellus eu tellus sit amet tortor gravida placerat. Integer sapien est, iaculis in, pretium quis, viverra ac, nunc. Praesent eget sem vel leo ultrices bibendum. Aenean faucibus. Morbi dolor nulla, malesuada eu, pulvinar at, mollis ac, nulla. Curabitur auctor semper nulla. Donec varius orci eget risus. Duis nibh mi, congue eu, accumsan eleifend, sagittis quis, diam. Duis eget orci sit amet orci dignissim rutrum.

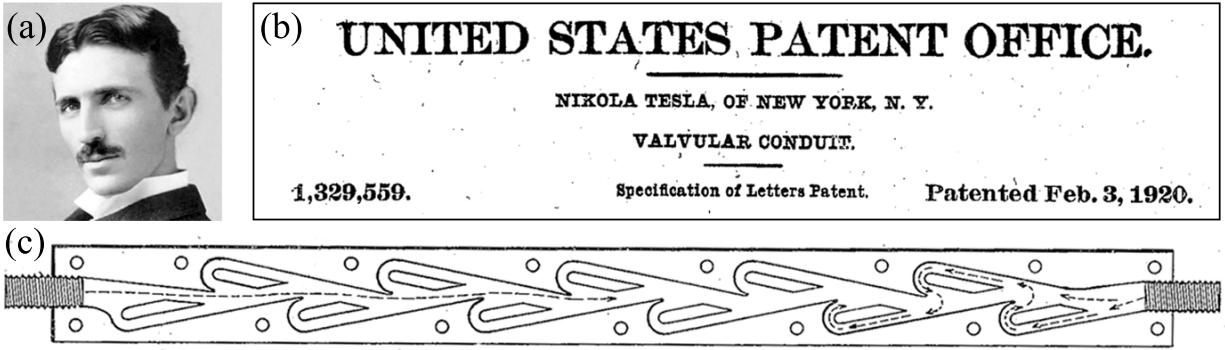


Figure 2.1: (a) The genius Nikola Tesla (b) His patent (c) Tesla’s channel

Table 2.1: Data sheet

	Column 1	Column 2	Column 3	Column 4
A	B	C	D	E
A	B	C	D	E
A	B	C	D	E
A	B	C	D	E
A	B	C	D	E
A	B	C	D	E
A	B	C	D	E

Notes Notes Notes Notes Notes Notes Notes Notes
Notes

2.1 INTRODUCTION

Nam dui ligula, fringilla a, euismod sodales, sollicitudin vel, wisi. Morbi auctor lorem non justo. Nam lacus libero, pretium at, lobortis vitae, ultricies et, tellus. Donec aliquet, tortor sed accumsan bibendum, erat ligula aliquet magna, vitae ornare odio metus a mi. Morbi ac orci et nisl hendrerit mollis. Suspendisse ut massa. Cras nec ante. Pellentesque a nulla. Cum sociis natoque penatibus et magnis dis parturient montes, nascetur ridiculus mus. Aliquam tincidunt urna. Nulla ullamcorper vestibulum turpis. Pellentesque cursus luctus mauris.

Example of a Figure reference Fig. 2.1. Example of a Three-part table reference Fig. 2.1. Example of a SI Figure reference Fig. A1. Example of a SI table reference Fig. A1.

3 | THIS IS A PLACEHOLDER TITLE FOR THE CHAPTER 2 (REPLACE WITH YOUR OWN)

This chapter is a reprint of published paper:

Warren[†], Lemon[†], *Journal Name* **Year**

DOI: XXX

[†]These authors contributed equally to the reproduced part in this thesis.

ABSTRACT

Lorem ipsum dolor sit amet, consectetur adipiscing elit. Ut purus elit, vestibulum ut, placerat ac, adipiscing vitae, felis. Curabitur dictum gravida mauris. Nam arcu libero, nonummy eget, consectetur id, vulputate a, magna. Donec vehicula augue eu neque. Pellentesque habitant morbi tristique senectus et netus et malesuada fames ac turpis egestas. Mauris ut leo. Cras viverra metus rhoncus sem. Nulla et lectus vestibulum urna fringilla ultrices. Phasellus eu tellus sit amet tortor gravida placerat. Integer sapien est, iaculis in, pretium quis, viverra ac, nunc. Praesent eget sem vel leo ultrices bibendum. Aenean faucibus. Morbi dolor nulla, malesuada eu, pulvinar at, mollis ac, nulla. Curabitur auctor semper nulla. Donec varius orci eget risus. Duis nibh mi, congue eu, accumsan eleifend, sagittis quis, diam. Duis eget orci sit amet orci dignissim rutrum.

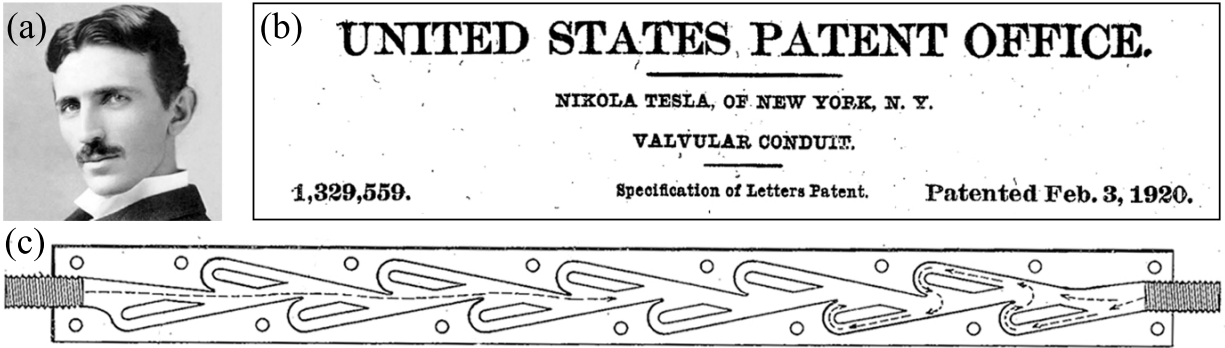


Figure 3.1: (a) The genius Nikola Tesla (b) His patent (c) Tesla's channel

3.1 INTRODUCTION

Nam dui ligula, fringilla a, euismod sodales, sollicitudin vel, wisi. Morbi auctor lorem non justo. Nam lacus libero, pretium at, lobortis vitae, ultricies et, tellus. Donec aliquet, tortor sed accumsan bibendum, erat ligula aliquet magna, vitae ornare odio metus a mi. Morbi ac orci et nisl hendrerit mollis. Suspendisse ut massa. Cras nec ante. Pellentesque a nulla. Cum sociis natoque penatibus et magnis dis parturient montes, nascetur ridiculus mus. Aliquam tincidunt urna. Nulla ullamcorper vestibulum turpis. Pellentesque cursus luctus mauris.

Example of a Figure reference Fig. 3.1.

Example of citations reference [2]

4 | CONCLUSION

The objective of this thesis is to elucidate, providing insights into.

Motivated by, this work explores .

In conclusion, the findings presented in this thesis contribute to, offering potential implications for .

5 | APPENDICES

APPENDIX A

APPENDIX A: SUPPLEMENTARY MATERIAL FOR CHAPTER 2

BRIDGING CONCEPTS AND DISCOVERIES

FROM THEORY TO APPLICATION

Table A1: Data sheet

	Column 1	Column 2	Column 3	Column 4
A	B	C	D	E
A	B	C	D	E
A	B	C	D	E
A	B	C	D	E
A	B	C	D	E
A	B	C	D	E
A	B	C	D	E

Notes Notes Notes Notes Notes Notes Notes Notes
Notes

SUPPORTING FIGURES

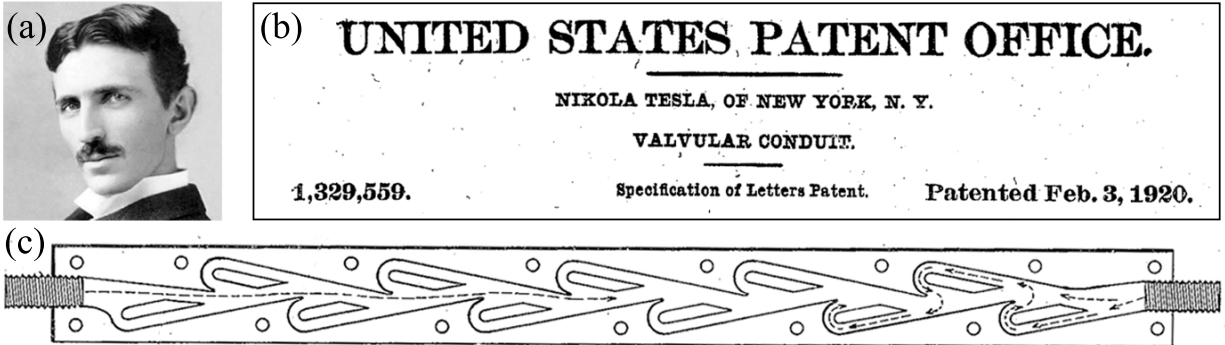


Figure A1: (a) The genius Nikola Tesla (b) His patent (c) Tesla's channel

APPENDIX B

APPENDIX B: SUPPLEMENTARY MATERIAL FOR CHAPTER 3

BRIDGING CONCEPTS AND DISCOVERIES

FROM THEORY TO APPLICATION

BIBLIOGRAPHY

- [1] Steven H Strogatz. “Exploring complex networks”. In: *Nature* 410.6825 (2001), pp. 268–276.
- [2] Emily Singer. “In Natural Networks, Strength in Loops”. In: *Quanta Magazine* (2013).
- [3] Stephen Childress. *An introduction to theoretical fluid mechanics*. Vol. 19. American Mathematical Soc., 2009.
- [4] Cx K Batchelor and GK Batchelor. *An introduction to fluid dynamics*. Cambridge university press, 2000.